

Chapter 5

Revealed Comparative Advantage (RCA) Indices by Industry in China (1992-2010)

Hisayuki MITSUO

Introduction

The annual growth rate of total exports in China rose from 14.4% during the 1992-2000 period to 21.9% during the 2001-2010 period. By which industries were these exports made during the periods and how were the industrial performances shown by the Revealed Comparative Advantage (RCA) indices (Balassa [1965])? If we can aggregate commodities by industry, we can know the export values and RCA indices by industry. Yeats [1991] and Oh [2008] calculated RCA indices of commodities in China. However, they did not aggregate commodities by industry.

Kinoshita and Yamada [1993] constructed an aggregate correspondence table between 20 industrial sectors and Standard International Trade Classification (SITC), Revision 1 and 2 (Rev. 1 and Rev. 2). By using the Kinoshita and Yamada [1993] table, Noda and Kuroko [2006] calculated the RCA indices of 20 industrial sectors in China from 1987 to 2003 together with those of other East Asian countries and regions and the United States.

National Bureau of Statistics of China [2009] constructed a comparison table for classification of commodity statistics by the customs and for classification of input-output sectors in the attached

CD-ROM. This did not aggregate commodities by industry. Kinoshita and Yamada [1993] and National Bureau of Statistics of China [2009] were not based on the international standard industrial classification. However, National Bureau of Statistics of China [2008] constructed a comparison table between the industrial classification of China (GB/T 4754-2002) and the International Standard Industrial Classification (ISIC), Rev. 3.

Guo *et al.* [2009] constructed an aggregate concordance table between OECD I-O 37 sectors (ISIC Rev. 3) and the Harmonized System (HS 1988). On the other hand, Eurostat opened a file of a disaggregated correspondence table from ISIC Rev. 3 to SITC Rev. 3 at its website. However, this didn't aggregate commodities for small numbers of industrial sectors. This chapter constructs an aggregate correspondence table of 21 industries similar to Kinoshita and Yamada [1993]'s aggregate correspondence table from the disaggregated Eurostat correspondence table. Based on the table, this chapter calculates export values and revealed comparative advantage indices in the 21 industries, classified by the international standard industrial classification (ISIC Rev. 3) in China from 1992 to 2010. Section 1 explains an aggregate correspondence table based on the Eurostat

Table 1. 21 Industries and their ISIC Rev. 3 Codes ⁽¹⁾

	ISIC Rev. 3
Agriculture, hunting, forestry and fishing	01+02+05
Mining and quarrying of energy producing materials	10+11+12
Mining and quarrying except energy producing materials	13+14
Manufacture of food products; beverages and tobacco	15+16
Manufacture of textiles, textile products, leather and leather products	17+18+19
Manufacture of wood and wood products	20
Manufacture of pulp, paper and paper products; publishing and printing	21+22
Manufacture of coke, refined petroleum products and nuclear fuel	23
Manufacture of chemicals and chemical products	24
Manufacture of rubber and plastics products	25
Manufacture of other non-metallic mineral products	26
Manufacture of basic metals	27
Manufacture of fabricated metal products, except machinery and equipment	28
Manufacture of machinery and equipment n.e.c.	29
Manufacture of office, accounting and computing machinery	30
Manufacture of electrical machinery and apparatus n.e.c.	31
Manufacture of radio, television and communication equipment and apparatus	32
Manufacture of medical, precision and optical instruments, watches and clocks	33
Manufacture of motor vehicles, trailers and semi-trailers	34
Manufacture of other transport equipment	35
Manufacture of furniture; manufacturing n.e.c.	36

(Sources) Author from United Nations [1990] and OECD [2009].

(Note) (1) Names of industries are based on United Nations [1990] and are modified with references to OECD [2009].

correspondence table. Section 2 shows export values and RCA indices by industry in China from 1992 to 2010. The final section concludes.

1. An Aggregate Correspondence Table Based on the Eurostat Correspondence Table

Eurostat opened a file of a disaggregated correspondence table from ISIC Rev. 3 to SITC Rev. 3 at its website.¹ The Eurostat correspondence table has 145 distinct codes of two and four digits in ISIC codes and 3060 distinct codes from three to five digits in SITC codes. This section aggregates the ISIC codes in the Eurostat correspondence table into 21 industries in agriculture, hunting, forestry and fishing, mining and

quarrying, and manufacturing and constructs an aggregate correspondence table between ISIC Rev. 3 and SITC Rev. 3, similar to Kinoshita and Yamada [1993]. The 21 industries and their ISIC codes are shown in Table 1.

The Eurostat correspondence table does not include the whole items in the SITC table.² In an aggregate table of this chapter, some SITC items which exist in the Eurostat correspondence table are excluded by the author. They do not belong to agriculture, hunting, forestry and fishing, mining and quarrying, and manufacturing, but belong to electricity, gas, steam and hot water supply, other business activities, recreational, cultural and sporting activities, or other service activities.³ The Eurostat correspondence table has three items (SITC 898.41, 654.6, 657.33) that

belong to two different industries in the 21 industries.⁴ We need to be cautious about this fact in using the correspondence tables. However, the shares of the three items are relatively small in the aggregate discussion of this chapter.⁵ An aggregate correspondence table is shown as the Annex Table 1. The excluded items are shown with the minus sign. We can know representative items in each industry by this table.

2. Revealed Comparative Advantage (RCA) Indices by Industry in China (1992-2010)

The annual growth rate of total exports in China rose from 14.4% during the 1992-2000 period to 21.9% during the 2001-2010 period. In Table 2, the shares of exports by industries from 1992 to 2010 calculated by using the aggregate correspondence table in section 1 are shown. The exports from 1992 to 2010 can be characterized by the coexistence of exports by capital-intensive and labor-intensive industries.

From 1992 to 2010, exports of capital-intensive industries of the radio, television and communication equipment and apparatus industry (ISIC Rev. 3 Code. 32) and the office, accounting and computing machinery industry (ISIC Rev. 3 Code. 30) accounted for 14.6%, 12.1% of total exports, respectively. Exports of labor-intensive industries of the textiles, textile products, leather and leather products industry (ISIC Rev. 3 Codes. 17+18+19) and the manufacture of furniture; manufacturing n.e.c. (ISIC Rev. 3 Code. 36) accounted for 20.1 % and 6.2%, respectively.

The growth rates of exports of the two labor-intensive industries combined rose from 10.9% during the 1992-2000 period to 16.6% during the 2001-2010 period. On the other hand, the growth rates of exports, during the 1992-2000 period and during the 2001-2010 period, of the two capital-intensive industries combined were higher than those of the two labor-intensive industries combined. They were 30.0%

and 26.8%, respectively.

From the 1992-2000 period to the 2001-2010 period, shares of the radio, television and communication equipment and apparatus industry and the office, accounting and computing machinery industry against total exports rose from 8.1% to 15.6% and from 5.0% to 13.2%, respectively. Between the same periods, shares of the textiles, textile products, leather and leather products industry and the manufacture of furniture; manufacturing n.e.c. declined from 31.8% to 18.3 % and from 7.8% and 6.0%, respectively.

The Revealed Comparative Advantage (RCA) index (Balassa [1965]) measures an export performance of a particular commodity in a country. The RCA index which shows a country i 's export performance of commodity j is defined by

$$(1) \quad \frac{x_{ij}/x_{Wj}}{x_{iT}/x_{WT}}$$

where x_{ij} is the export of commodity j by country i , x_{Wj} is exports of commodity j by the world, x_{iT} is total exports by country i and x_{WT} is total exports by the world.

The RCA indices for 21 industries classified by the aggregate correspondence table (Annex Table 1) from 1992 to 2010 were calculated by using the United Nations COMTRADE database and the data for Taiwan.⁶ The calculation involved about 174 countries and regions on average. The RCA indices are shown in Table 3 and Figure 1.

The RCAs of the two capital-intensive industries of the radio, television and communication equipment and apparatus industry and the office, accounting and computing machinery industry rose from the 1992-2000 period to the 2001-2010 period.

From the 1992-2000 period to the 2001-2010 period, the RCA of the radio, television and

Table 2. Value of Total Exports (billions of U.S. dollars) and Share of Exports by Industry (ISIC Rev. 3 Code) (%) in China (1992-2010) ⁽¹⁾⁽²⁾

	1992	1993	1994	1995	1996	1997	1998	1999	2000	2001	2002	2003	2004	2005	2006	2007	2008	2009	2010	1992-2000 ⁽³⁾	2001-2010 ⁽³⁾	1992-2010 ⁽³⁾	
Value of total exports	84.9	91.7	121.0	148.8	151.0	182.8	183.8	194.9	249.2	266.1	325.6	438.2	593.3	762.0	968.9	1220.1	1430.7	1201.7	1577.8	1408.3	8784.3	10192.5	
ISIC Rev. 3 Codes																							
01+02+05	6.0	5.4	4.8	3.2	2.9	2.8	2.4	2.2	2.0	1.8	1.8	1.7	1.1	1.0	0.8	0.8	0.7	0.9	0.9	3.1	1.0	1.0	1.3
10+11+12	4.1	3.4	2.3	2.2	2.6	2.3	1.5	1.1	1.5	1.6	1.3	1.0	0.9	0.9	0.7	0.5	0.6	0.4	0.3	2.1	0.6	0.6	0.8
13+14	0.8	0.8	0.7	0.7	0.7	0.7	0.6	0.5	0.5	0.5	0.4	0.3	0.3	0.3	0.3	0.2	0.3	0.1	0.2	0.6	0.3	0.3	0.3
15+16	7.3	7.3	7.0	6.6	6.7	5.4	5.2	4.6	4.1	4.1	3.7	3.1	2.7	2.5	2.3	2.1	2.0	2.3	2.2	5.7	2.4	2.4	2.8
17+18+19	37.5	38.2	37.6	32.8	31.8	32.0	30.1	29.0	27.2	26.1	24.4	22.7	20.3	19.1	18.4	17.3	16.1	17.4	16.6	31.8	18.3	20.1	20.1
20	1.3	1.3	1.3	1.4	1.3	1.2	1.0	1.1	1.1	1.1	1.1	1.0	1.0	1.0	1.0	0.9	0.8	0.8	0.7	1.2	0.9	0.9	0.9
21+22	0.7	0.7	0.6	0.6	0.8	0.7	0.8	0.7	0.8	0.8	0.8	0.8	0.7	0.7	0.7	0.8	0.7	0.8	0.8	0.7	0.7	0.8	0.8
23	0.9	0.5	0.6	0.6	0.6	0.8	0.8	0.8	0.5	0.5	0.4	0.5	0.8	0.4	0.3	0.3	0.6	0.1	0.2	0.7	0.4	0.4	0.4
24	5.4	5.2	5.5	6.3	6.0	5.7	5.7	5.4	5.0	5.1	4.8	4.7	4.7	4.9	4.7	4.9	5.5	5.1	5.4	5.6	5.1	5.1	5.1
25	2.0	2.2	2.3	2.5	2.7	2.8	3.1	3.0	3.0	2.9	2.8	2.6	2.6	2.7	2.6	2.5	2.4	2.6	2.7	2.7	2.7	2.6	2.6
26	1.9	1.7	1.9	2.1	2.2	2.1	2.0	2.0	1.8	1.7	1.8	1.7	1.7	1.8	1.8	1.7	1.7	1.8	1.9	2.0	1.7	1.8	1.8
27	2.4	2.1	2.6	4.8	3.5	3.9	3.3	2.8	3.2	2.5	2.2	2.4	4.0	4.0	5.3	5.9	6.4	3.0	3.7	3.3	3.3	4.4	4.3
28	2.9	2.9	3.0	3.2	3.3	3.4	3.6	3.5	3.4	3.5	3.5	3.3	3.4	3.4	3.6	3.7	3.9	3.7	3.4	3.3	3.3	3.6	3.6
29	3.5	4.0	3.7	4.2	4.6	4.4	4.8	5.2	5.7	6.3	6.5	6.7	6.9	7.1	7.3	7.8	8.6	8.4	8.3	4.6	7.8	7.4	7.4
30	1.3	1.8	2.2	3.2	4.4	5.1	6.4	6.9	7.5	8.9	11.1	14.3	14.7	14.5	13.9	13.6	12.4	13.1	13.1	5.0	13.2	12.1	12.1
31	3.4	3.8	4.0	4.5	4.8	4.9	5.4	6.1	6.2	6.1	6.0	5.7	5.5	5.4	5.6	5.8	6.2	6.1	6.4	5.1	6.0	5.8	5.8
32	5.3	5.8	6.7	7.2	7.5	7.4	8.1	9.5	10.9	11.7	13.0	13.5	15.2	16.0	16.7	15.8	15.2	16.6	16.3	8.1	15.6	14.6	14.6
33	2.6	2.7	2.6	2.7	2.8	2.8	2.9	2.9	2.8	2.5	2.3	2.6	2.9	3.2	3.1	3.4	3.4	3.6	3.6	2.8	3.3	3.2	3.2
34	0.8	0.7	0.9	1.3	1.2	1.0	1.3	1.4	1.7	1.6	1.5	1.7	2.0	2.2	2.2	2.7	2.7	1.9	2.3	1.2	2.2	2.1	2.1
35	1.7	1.2	1.3	1.4	1.6	1.8	1.8	2.1	2.0	2.0	1.8	1.9	1.7	1.7	1.9	2.0	2.4	3.3	3.6	1.8	2.4	2.4	2.4
36	7.3	7.4	7.8	7.4	7.5	7.9	8.5	8.5	7.7	7.3	7.4	6.6	6.1	6.0	5.7	5.6	5.7	6.0	5.8	7.8	6.0	6.0	6.2

(Sources) Author from the United Nations COMTRADE database and the Eurostat correspondence table from ISIC Rev. 3 to SITC Rev. 3.

(Notes) (1) See table 1 for the names of industries corresponding to their ISIC codes.

(2) The share of exports by industry is calculated against the value of total exports in table 2. The sum of shares is not 100.0. There are three reasons: ① Some SITC items are not included in the Eurostat correspondence table. See note 2 at the end of the text for details. ② Other SITC items do not belong to the 21 industries in table 2. See note 3 at the end of the text for details. ③ Three SITC items belong to two different industries in the 21 industries. See notes from 4 to 5 at the end of the text for details.

(3) Sum for the value of total exports and period averages for shares.

Table 3. Revealed Comparative Advantage (RCA) Indices by Industry (ISIC Rev. 3 Code) in China (1992-2010)⁽¹⁾

ISIC Rev. 3 Codes	1992	1993	1994	1995	1996	1997	1998	1999	2000	2001	2002	2003	2004	2005	2006	2007	2008	2009	2010	1992-2000 ⁽²⁾	2001-2010 ⁽²⁾	1992-2010 ⁽²⁾
01+02+05	1.56	1.53	1.35	0.93	0.81	0.83	0.76	0.76	0.78	0.68	0.67	0.63	0.44	0.43	0.35	0.33	0.28	0.32	0.31	0.95	0.37	0.45
10+11+12	0.95	0.81	0.61	0.63	0.54	0.56	0.42	0.23	0.22	0.25	0.21	0.16	0.14	0.12	0.08	0.06	0.06	0.05	0.04	0.46	0.08	0.12
13+14	0.88	0.78	0.69	0.75	0.70	0.67	0.66	0.61	0.55	0.59	0.46	0.39	0.33	0.30	0.22	0.17	0.20	0.12	0.12	0.67	0.21	0.27
15+16	0.92	0.94	0.90	0.88	0.90	0.75	0.74	0.70	0.73	0.68	0.60	0.51	0.47	0.44	0.44	0.39	0.35	0.35	0.36	0.80	0.41	0.46
17+18+19	4.32	4.41	4.46	4.12	4.10	4.02	3.89	3.92	3.95	3.71	3.49	3.35	3.24	3.22	3.29	3.18	3.30	3.23	3.25	4.05	3.19	3.18
20	1.15	1.01	1.03	1.18	1.14	1.01	0.91	1.00	1.07	1.10	1.10	1.03	1.05	1.10	1.21	1.14	1.19	1.16	1.10	1.04	1.09	1.02
21+22	0.22	0.23	0.21	0.23	0.24	0.27	0.26	0.25	0.29	0.31	0.31	0.31	0.29	0.32	0.37	0.43	0.44	0.46	0.46	0.25	0.38	0.33
23	1.10	0.67	1.15	1.21	1.20	1.32	1.60	1.44	1.04	1.01	0.99	0.91	1.36	0.79	0.57	0.56	0.80	0.25	0.38	1.20	0.66	0.73
24	0.57	0.57	0.57	0.64	0.63	0.59	0.58	0.55	0.55	0.53	0.47	0.44	0.44	0.46	0.46	0.47	0.54	0.45	0.50	0.58	0.48	0.50
25	0.82	0.91	0.93	0.99	1.08	1.14	1.19	1.19	1.29	1.23	1.17	1.07	1.08	1.12	1.14	1.07	1.09	1.09	1.11	1.10	1.10	1.09
26	1.30	1.13	1.27	1.43	1.53	1.55	1.47	1.47	1.48	1.41	1.44	1.38	1.40	1.53	1.58	1.48	1.61	1.66	1.74	1.42	1.55	1.49
27	0.48	0.41	0.52	0.89	0.67	0.74	0.63	0.62	0.71	0.57	0.52	0.52	0.74	0.74	0.85	0.87	0.96	0.54	0.60	0.65	0.76	0.77
28	1.21	1.28	1.30	1.36	1.43	1.48	1.53	1.55	1.64	1.65	1.64	1.55	1.58	1.61	1.65	1.64	1.72	1.65	1.66	1.45	1.65	1.61
29	0.35	0.41	0.38	0.43	0.47	0.47	0.51	0.59	0.69	0.75	0.78	0.80	0.82	0.85	0.90	0.91	1.03	1.05	1.03	0.50	0.94	0.86
30	0.30	0.38	0.45	0.63	0.85	0.89	1.12	1.14	1.24	1.55	2.07	2.76	2.97	3.02	3.06	3.25	3.40	3.32	3.31	0.92	2.98	2.56
31	0.93	0.99	1.00	1.09	1.17	1.19	1.28	1.43	1.47	1.47	1.49	1.42	1.38	1.37	1.41	1.46	1.58	1.50	1.57	1.24	1.49	1.45
32	0.87	0.83	0.86	0.87	0.93	0.88	0.96	1.03	1.04	1.28	1.43	1.52	1.68	1.80	1.88	1.95	2.09	2.06	2.03	0.97	1.87	1.74
33	0.83	0.87	0.86	0.89	0.94	0.89	0.91	0.88	0.87	0.75	0.71	0.77	0.84	0.93	0.93	1.04	1.07	1.00	1.03	0.89	0.97	0.97
34	0.07	0.07	0.09	0.13	0.12	0.11	0.13	0.13	0.18	0.17	0.15	0.17	0.20	0.23	0.25	0.29	0.33	0.26	0.29	0.12	0.25	0.23
35	0.41	0.32	0.37	0.45	0.50	0.52	0.51	0.51	0.63	0.54	0.50	0.58	0.54	0.57	0.62	0.65	0.79	1.08	1.22	0.49	0.79	0.73
36	2.29	2.25	2.37	2.36	2.44	2.55	2.69	2.67	2.59	2.45	2.39	2.25	2.17	2.12	2.15	2.02	2.12	2.04	2.06	2.50	2.11	2.13

(Sources) Author from the United Nations COMTRADE database, data for Taiwan⁽³⁾ and the Eurostat correspondence table from ISIC Rev. 3 to SITC Rev. 3. The data for Taiwan were compiled by IDE-JETRO in conformity with the United Nations COMTRADE

database, based on the trade data obtained from the Statistics Office, Directorate General of Customs, Ministry of Finance, Taiwan (same as December issues of Monthly Statistics of Exports, the Republic of China, Taiwan District).

(Notes) (1) Same as note (1) in table 2.

(2) Period averages.

(3) See note 6 at the end of the text for details of the data for Taiwan.

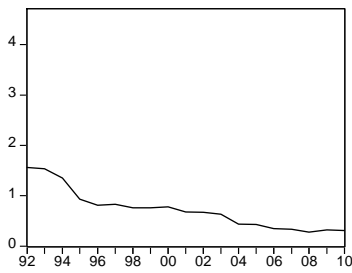


Figure 1.1.
Agriculture, hunting, forestry and fishing

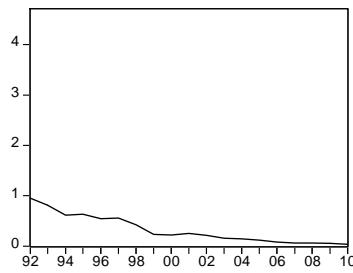


Figure 1.2.
Mining and quarrying
of energy producing materials

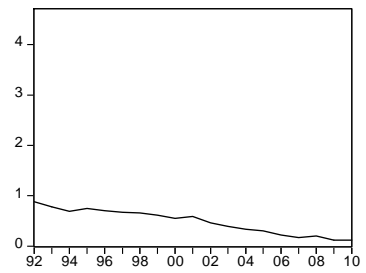


Figure 1.3.
Mining and quarrying
except energy producing materials

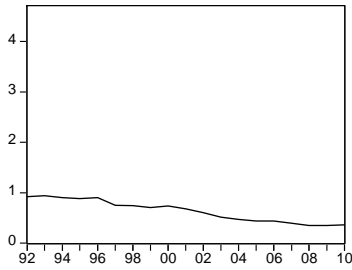


Figure 1.4.
Food products; beverages and tobacco

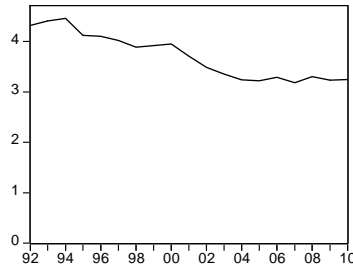


Figure 1.5.
Textiles, textile products,
leather and leather products

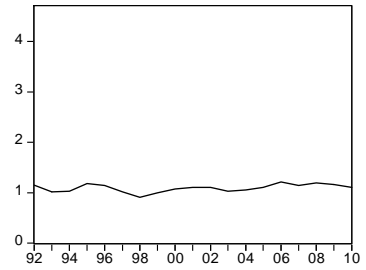


Figure 1.6.
Wood and wood products

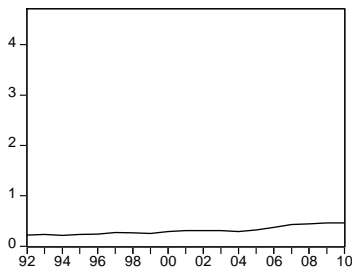


Figure 1.7.
Pulp, paper and paper products;
publishing and printing

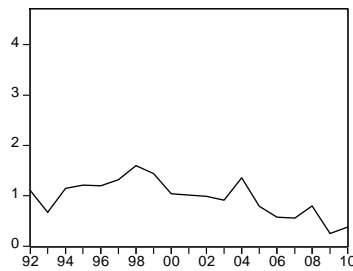


Figure 1.8.
Coke, refined petroleum products and
nuclear fuel

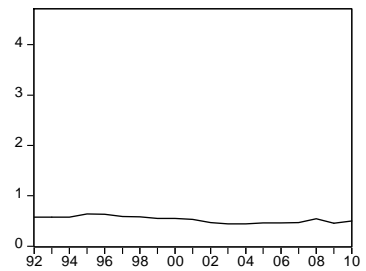


Figure 1.9.
Chemicals and chemical products

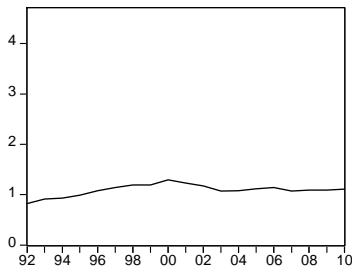


Figure 1.10.
Rubber and plastics products

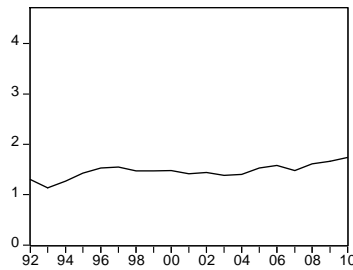


Figure 1.11.
Other non-metallic mineral products

Figure 1 (1.1.-1.11.). RCA Indices by Industry (1992-2010)

(Source) Table 3.

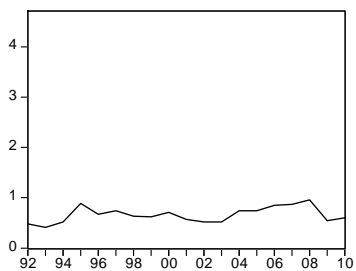


Figure 1.12.
Basic metals

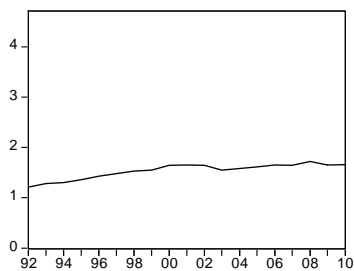


Figure 1.13.
Fabricated metal products,
except machinery and equipment

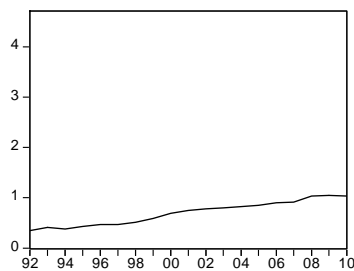


Figure 1.14.
Machinery and equipment n.e.c.

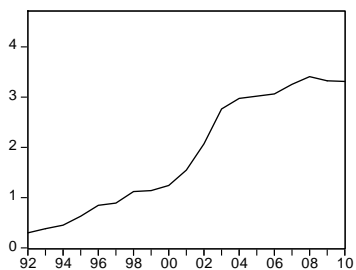


Figure 1.15.
Office, accounting and
computing machinery

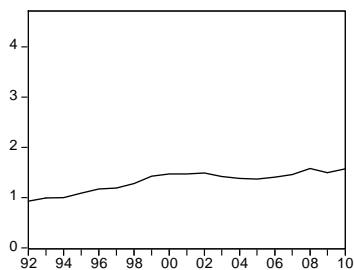


Figure 1.16.
Electrical machinery and
apparatus n.e.c.

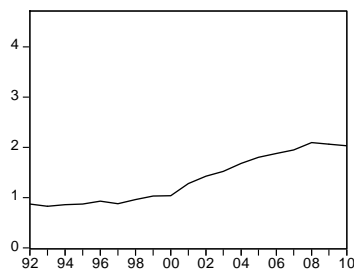


Figure 1.17.
Radio, television and
communication equipment and apparatus

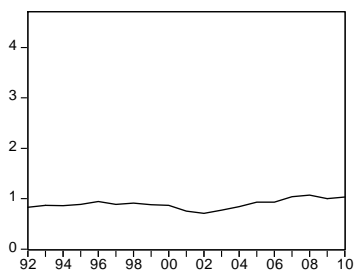


Figure 1.18.
Medical, precision
and optical instruments,
watches and clocks

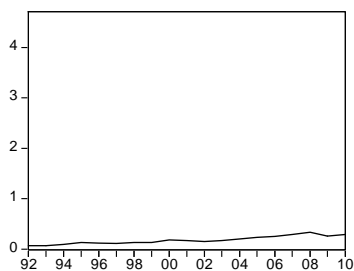


Figure 1.19.
Motor vehicles,
trailers and semi-trailers

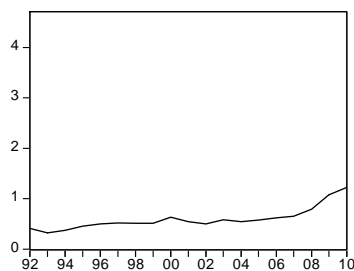


Figure 1.20.
Other transport equipment

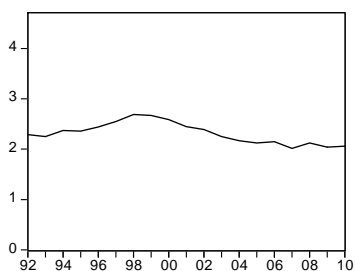


Figure 1.21.
Furniture;
manufacturing n.e.c.

Figure 1 (1.12.-1.21.). RCA Indices by Industry (1992-2010)

(Source) Table 3.

communication equipment and apparatus industry rose from 0.97 to 1.87. During the 1992-2010 period, the RCA was 1.74.

From the 1992-2000 period to the 2001-2010 period, the RCA of the office, accounting and computing machinery industry rose from 0.92 to 2.98. From 2000 to 2003, the RCA rose especially rapidly from 1.24 to 2.76. During the 1992-2010 period, the RCA was 2.56.

Although the RCAs of the two labor-intensive industries declined from the 1992-2000 period to the 2001-2010 period, their RCAs registered relatively high levels during the 1992-2010 period.

From the 1992-2000 period to the 2001-2010 period, the RCA of the textiles, textile products, leather and leather products industry declined from 4.05 to 3.19. During the 1992-2010 period, the RCA was 3.18.

From the 1992-2000 period to the 2001-2010 period, the RCA of the manufacture of furniture; manufacturing n.e.c. declined from 2.50 to 2.11. During the 1992-2010 period, the RCA was 2.13.

Concluding Remarks

Following Kinoshita and Yamada [1993], this chapter constructed an aggregate correspondence table of 21 industries from the disaggregated Eurostat correspondence table from ISIC Rev. 3 to SITC Rev. 3. Following also Noda and Kuroko [2006], this chapter calculated export values and Revealed Comparative Advantage (RCA) indices in the 21 industries, classified by the international standard industrial classification (ISIC Rev. 3) in China from 1992 to 2010 by using the aggregate correspondence table constructed.

From the calculations, this chapter mainly found that the exports from 1992 to 2010 could be characterized by the coexistence of exports by capital-intensive and labor-intensive industries.

From 1992 to 2010, exports of capital-intensive industries of the radio, television and communication equipment and apparatus industry and the office, accounting and computing machinery industry accounted for about a quarter of total exports. Exports of labor-intensive industries of the textiles, textile products, leather and leather products industry and the manufacture of furniture; manufacturing n.e.c. also accounted for about a quarter of total exports.

The growth rates of exports of the two labor-intensive industries combined rose from the 1992-2000 period to the 2001-2010 period. On the other hand, the growth rates of exports, during the 1992-2000 period and during the 2001-2010 period, of the two capital-intensive industries combined were higher than those of the two labor-intensive industries combined.

The RCAs of the two capital-intensive industries rose from the 1992-2000 period to the 2001-2010 period. From 2000 to 2003, the RCA of the office, accounting and computing machinery industry rose especially rapidly from 1.24 to 2.76. Although the RCAs of the two labor-intensive industries declined from the 1992-2000 period to the 2001-2010 period, their RCAs registered relatively high levels during the 1992-2010 period.

Notes

1 Arip *et al.* [2010] made a correspondence table between SITC Rev. 2 and ISIC Rev. 3 from the Eurostat correspondence table.

2 The SITC items which are not included in the Eurostat correspondence table are as follows. SITC 071.13, 072.5, 081.19, 081.2, 081.5, 081.94, 121.3, 211.91, 232.22, 246.2, 251.1, 261.42, 263.3, 267.2, 268.62, 268.69, 278.6, 282, 288, 289.2, 291.11, 291.16, 291.92, 291.93, 291.95, 291.98, 291.99, 334.12, 334.19, 334.2, 334.3, 334.4, 334.5, 579, 598.12, 625.93, 759.95, 793.3, 894.41, 91, 93, 971.03.

3 The SITC items which do not belong to agriculture, hunting, forestry and fishing, mining and quarrying, and manufacturing are excluded from the Eurostat correspondence table by the author for constructing an aggregate correspondence table. They are as follows. SITC 345, 351, 525.17 which belong to electricity, gas, steam and hot water supply. SITC 882.5, 882.6, 892.82 which belong to other business activities. SITC 883.1, 883.9, 896.11, 896.12, 896.2, 896.3, 896.4, 896.5, 896.6 which belong to recreational, cultural and sporting activities. SITC 291.91 which belongs to other service activities.

4 Specifically, SITC 898.41 belongs to both manufacture of chemicals and chemical products (ISIC 2429) and manufacture of electrical machinery and apparatus n.e.c. (ISIC 3150). SITC 654.6 belongs to both manufacture of textiles, textile products, leather and leather products (ISIC 1711) and manufacture of other non-metallic mineral products (ISIC 2610). SITC 657.33 belongs to both manufacture of textiles, textile products, leather and leather products (ISIC 1729) and manufacture of rubber and plastics products (ISIC 2519).

5 The shares of the three items (SITC 898.41, 654.6, 657.33) in total exports during the 1992-2010 period in China were 0.007%, 0.02%, 0.005%, respectively. Their shares in world exports during the 1992-2010 period were 0.01%, 0.02%, 0.01%, respectively.

6 The data for Taiwan were compiled by IDE-JETRO in conformity with the United Nations COMTRADE database, based on the trade data obtained from the Statistics Office, Directorate General of Customs, Ministry of Finance, Taiwan. (same as December issues of Monthly Statistics of Exports, the Republic of China, Taiwan District). The data range from 1992 to 2009. The data were transformed from those of the Harmonized System (HS) codes (data from 1992 to 1997 (HS 1988), data from 1998 to 2003 (HS 1996), data from 2004 to 2008 (HS 2002), data of 2009 (HS 2007)) to those of the SITC Rev.3 codes. In the transformed data, the unavailable items in calculating RCAs are as follows. SITC 061.6, 286, 291.94, 334.11, 718.71.

References

- Arip, Mohammad Affendy, Lau Sim Yee, and Madono Satoru [2010] "Commodity-Industry Classification Proxy: A Correspondence Table between SITC Revision 2 and ISIC Revision 3," MPRA Paper No. 27626, Munich Personal RePEc Archive, <http://mpra.ub.uni-muenchen.de/27626/> (accessed August 18, 2011)
- Balassa, Bela [1965] "Trade Liberalisation and "Revealed" Comparative Advantage," *The Manchester School*, Vol.33, Issue 2, May, pp. 99–123.
- Guo, Dong, Colin Webb and Norihiko Yamano [2009] "Towards Harmonised Bilateral Trade Data for Inter-Country Input-Output Analyses: Statistical Issues," STI Working Paper 2009/4, OECD, <http://www.oecd.org/dataoecd/2/48/42264754.pdf> (accessed April 21, 2011)
- Kinoshita, Soshichi and Mitsuo Yamada [1993] "Estimations and Some Investigations of Export Deflators by Countries and Commodities: Using the United Nations Trade Data," *Cyosa to Shiryo*, No. 97, Keizai Kouzou Kenkyu Center, Faculty of Economics, Nagoya University (in Japanese).
- National Bureau of Statistics of China [2008] *Commentary on the Industrial Classification of the National Economy*, Beijing: China Statistics Press (in Chinese).
- National Bureau of Statistics of China [2009] *2007 Input-Output Tables of China*, Department of National Accounts, Beijing: China Statistics Press (in Chinese).
- Noda, Yosuke and Masato Kuroko [2006] *Trade-Related Indices in East Asian Countries and Regions and the United States of America*, Supplement of Chosakenkyu-Hokokusho, Institute of Developing Economies, JETRO (in Japanese).
- OECD [2009] *National Accounts of OECD Countries. Volume IIb 1996-2007, Detailed Tables*, Paris: OECD.
- Oh, Ya [2008] *An Investigation of International Competitiveness by Industry in Contemporary China: Statistical Analyses Based on RCA (Revealed Comparative Advantage Indices)*, Nagoya: V 2 Solution (in Japanese).
- United Nations [1990] *International Standard Industrial*

Classification of All Economic Activities. Rev.3, Statistical Papers; Series M, No. 4, Rev. 3, New York: United Nations.

United Nations [1994] *Commodity Indexes for the Standard International Trade Classification, Revision 3*. Volume II, Statistical Papers, Series M; No. 38/Rev. 2, Vol. II, New York: United Nations.

Yeats, Alexander J. [1991] "China's Foreign Trade and Comparative Advantage: Prospects, Problems, and Policy Implications," World Bank Discussion Papers 141, Washington, D.C. : World Bank.

Websites

Eurostat

(http://ec.europa.eu/eurostat/ramon/relations/index.cfm?TargetUrl=ACT_REL_DELIMITER&StrNomRelCode=ISIC REV. 3 - SITC REV. 3&StrLanguageCode=EN&StrFormat=CSV) (accessed August 18, 2011)

United Nations COMTRADE database, *DESA/UNSD* (<http://comtrade.un.org/>) (accessed January 11, 2012)

United Nations Statistics Division, the file of the table of codes and descriptions of commodities of SITC Rev. 3 (<http://unstats.un.org/unsd/cr/registry/regdnld.asp?Lg=1>) (accessed August 18, 2011)

Annex: Table 1. An Aggregate Correspondence Table Based on the Eurostat Correspondence Table

SITC Rev. 3	Description
Agriculture, hunting, forestry and fishing (01+02+05)	
00	Live animals other than animals of division 03
012.92	Frogs' legs
012.93	Snails (other than sea snails)
025.1	Birds' eggs, in shell, fresh, preserved or cooked
034.1	Fish, fresh (live or dead) or chilled (excluding fillets and minced fish)
-034.19	Fish livers and roes, fresh or chilled
036.2	Crustaceans, other than frozen, including flours, meals and pellets of crustaceans, fit for human consumption
036.31	Oysters
036.33	Cuttlefish, octopus and squid, fresh or chilled
036.35	Other molluscs and aquatic invertebrates, fresh or chilled
041	Wheat (including spelt) and meslin, unmilled
042.1	Rice in the husk (paddy or rough rice)
043	Barley, unmilled
044	Maize (not including sweet corn), unmilled
045	Cereals, unmilled (other than wheat, rice, barley and maize)
054	Vegetables, fresh, chilled, frozen or simply preserved (including dried leguminous vegetables); roots, tubers and other edible vegetable products, n.e.s., fresh or dried
-054.6	Vegetables (uncooked or cooked by steaming or boiling in water), frozen
-054.7	Vegetables provisionally preserved (e.g., by sulphur dioxide gas, in brine, in sulphur water or in other preservative solutions), but unsuitable in that state for immediate consumption
-054.85	Apricot, peach or plum stones and kernels, fresh or dried, whether or not ground
057	Fruit and nuts (not including oil nuts), fresh or dried
061.6	Natural honey
071.11	Coffee, not roasted, not decaffeinated
072.1	Cocoa beans, whole or broken, raw or roasted
074.12	Other green tea (not fermented), whether or not flavoured
074.14	Other black tea (fermented) and other partly fermented tea, whether or not flavoured
074.31	Maté
075	Spices
081.1	Hay and fodder, green or dry
-081.19	Vegetable residues and by-products, vegetable materials and vegetable waste, whether or not in the form of pellets, of a kind used for animal food, n.e.s.
098.92	Edible products of animal origin, n.e.s.
121.1	Tobacco, not stemmed/stripped
121.2	Tobacco, wholly or partly stemmed/stripped
211.99	Hides and skins, n.e.s., raw (fresh, or salted, dried, limed, pickled or otherwise preserved, but not tanned, parchment-dressed or further prepared), whether or not dehaired or split
212	Furskins, raw (including heads, tails, paws and other pieces or cuttings, suitable for furriers' use), other than hides and skins of group 211
22	Oil-seeds and oleaginous fruits
-223.9	Flours and meals of oil-seeds or oleaginous fruits (excluding mustard flour), non-defatted, partially defatted, or defatted and wholly or partially refatted with their original oils
231	Natural rubber, balata, gutta-percha, guayule, chicle and similar natural gums, in primary forms (including latex) or in plates, sheets or strip
244.03	Cork, natural, raw or simply prepared
245.01	Fuel wood, in logs, in billets, in twigs, in faggots or in similar forms (excluding wood waste)
247.4	Wood of coniferous species, in the rough (whether or not stripped of bark or sapwood) or roughly squared, but not treated with paint, stains or other preservatives

247.5	Wood of non-coniferous species, in the rough (whether or not stripped of bark or sapwood) or roughly squared, but not treated with paint, stains or other preservatives
261.41	Silkworm cocoons suitable for reeling
263.1	Cotton (other than linters), not carded or combed
264.1	Jute and other textile bast fibres, raw or retted
265.11	Flax, raw or processed but not spun; flax tow and waste (including yarn waste and garnetted stock)....raw or retted
265.21	True hemp (<i>Cannabis sativa</i> L.), raw or processed but not spun; tow and waste of true hemp (including yarn waste and garnetted stock)....raw or retted
265.41	Sisal and other textile fibres of the genus <i>Agave</i> , raw or processed but not spun; tow and waste of these fibres (including yarn waste and garnetted stock)....raw
265.51	Abaca (Manila hemp or <i>Musa textilis</i> Née), raw or processed but not spun; tow, noils and waste of abaca (including yarn waste and garnetted stock)....raw
265.71	Coconut fibres (coir); tow, noils and waste of these fibres (including yarn waste and garnetted stock)....raw
265.81	Vegetable textile fibres, n.e.s., raw or processed but not spun; tow, noils and waste of these fibres (including yarn waste and garnetted stock)....raw
268.11	Wool, greasy (including fleece-washed wool)....shorn
268.3	Fine animal hair, not carded or combed
268.5	Horsehair and other coarse animal hair, not carded or combed
291.15	Coral and similar materials, unworked or simply prepared but not otherwise worked; shells and cuttle-bone, unworked or simply prepared but not cut to shape; powder and waste thereof
291.94	Bovine semen
291.97	Natural sponges of animal origin
292	Crude vegetable materials, n.e.s.
431.42	Other
634.91	Hoopwood; split poles; piles, pickets and stakes of wood, pointed but not sawn lengthwise; wooden sticks, roughly trimmed but not turned, bent or otherwise worked, suitable for the manufacture of walking-sticks, umbrellas, tool handles or the like; chipwood and the like
667.11	Natural pearls
667.12	Cultured pearls, unworked

Mining and quarrying of energy producing materials (10+11+12)

278.96	Bituminous or oil shale and tar sands
286	Uranium or thorium ores and concentrates
321	Coal, whether or not pulverized, but not agglomerated
322	Briquettes, lignite and peat
333	Petroleum oils and oils obtained from bituminous minerals, crude
343	Natural gas, whether or not liquefied

Mining and quarrying except energy producing materials (13+14)

272.3	Natural calcium phosphates, natural aluminium calcium phosphates and phosphatic chalk
272.4	Carnallite, sylvite and other crude natural potassium salts
273.1	Building or monumental (dimension) stone, not further worked than roughly trimmed or merely cut, by sawing or otherwise, into blocks or slabs of a rectangular (including square) shape
273.22	Limestone flux; limestone and other calcareous stone of a kind used for the manufacture of lime or cement
273.23	Gypsum; anhydrite
273.3	Natural sands of all kinds, whether or not coloured (other than metal-bearing sands of division 28)
273.4	Pebbles, gravel, broken or crushed stone, of a kind commonly used for concrete aggregates, for road metalling or for railway or other ballast, shingle and flint, whether or not heat-treated; macadam of slag, dross or similar industrial waste, whether or not incorporating materials cited in the first part of the heading; tarred macadam; granules, chippings and powder of stones of heading 273.12 or 273.13, whether or not heat-treated
274.1	Sulphur of all kinds (other than sublimed sulphur, precipitated sulphur and colloidal sulphur)
274.2	Iron pyrites, unroasted

277.11	Industrial diamonds, sorted, whether or not worked....unworked or simply sawn, cleaved or bruted
277.22	Pumice-stone; emery; natural corundum, natural garnet and other natural abrasives, crude or in irregular pieces, including crushed pumice ("bimskies")
277.29	Pumice-stone; emery; natural corundum, natural garnet and other natural abrasives, other than crude, whether or not heat-treated
278	Other crude minerals
-278.61	Granulated slag (slag sand) from the manufacture of iron or steel
-278.62	Slag, dross (other than granulated slag), scalings and other waste from the manufacture of iron or steel
-278.96	Bituminous or oil shale and tar sands
281.5	Iron ore and concentrates, not agglomerated
281.6	Iron ore agglomerates (sinters, pellets, briquettes, etc.)
283.1	Copper ores and concentrates
284.1	Nickel ores and concentrates
285.1	Aluminium ores and concentrates
287	Ores and concentrates of base metals, n.e.s.
289.1	Precious metal ores and concentrates
667.21	Diamonds (other than sorted industrial diamonds), whether or not worked, but not mounted or set....rough, unsorted
667.22	Diamonds (other than sorted industrial diamonds), whether or not worked, but not mounted or set....sorted (other than industrial diamonds), unworked or simply sawn, cleaved or bruted
667.31	Precious stones (other than diamonds) and semiprecious stones, whether or not worked or graded but not strung, mounted or set; ungraded precious stones (other than diamonds) and semiprecious stones, temporarily strung for convenience of transport....unworked or simply sawn or roughly shaped

Manufacture of food products; beverages and tobacco (15+16)

01	Meat and meat preparations
-012.92	Frogs' legs
-012.93	Snails (other than sea snails)
02	Dairy products and birds' eggs
-025.1	Birds' eggs, in shell, fresh, preserved or cooked
034.19	Fish livers and roes, fresh or chilled
034.2	Fish, frozen (excluding fillets and minced fish)
034.4	Fish fillets, frozen
034.5	Fish fillets, fresh or chilled, and other fish meat (whether or not minced), fresh, chilled or frozen
035	Fish, dried, salted or in brine; smoked fish (whether or not cooked before or during the smoking process); flours, meals and pellets of fish, fit for human consumption
036.1	Crustaceans, frozen
036.37	Cuttlefish, octopus and squid, frozen, dried, salted or in brine; flours, meals and pellets thereof, fit for human consumption
036.39	Other molluscs and aquatic invertebrates, frozen, dried, salted or in brine, including flours, meals and pellets of aquatic invertebrates other than crustaceans, fit for human consumption
037	Fish, crustaceans, molluscs and other aquatic invertebrates, prepared or preserved, n.e.s.
042.2	Rice, husked but not further prepared (cargo rice or brown rice)
042.3	Rice, semi-milled or wholly milled, whether or not polished, glazed, parboiled or converted (including broken rice)
046	Meal and flour of wheat and flour of meslin
047	Other cereal meals and flours
048	Cereal preparations and preparations of flour or starch of fruits or vegetables
054.6	Vegetables (uncooked or cooked by steaming or boiling in water), frozen
054.7	Vegetables provisionally preserved (e.g., by sulphur dioxide gas, in brine, in sulphur water or in other preservative solutions), but unsuitable in that state for immediate consumption
054.85	Apricot, peach or plum stones and kernels, fresh or dried, whether or not ground
056	Vegetables, roots and tubers, prepared or preserved, n.e.s.
058	Fruit, preserved, and fruit preparations (excluding fruit juices)

059	Fruit juices (including grape must) and vegetable juices, unfermented and not containing added spirit, whether or not containing added sugar or other sweetening matter
06	Sugars, sugar preparations and honey
-061.6	Natural honey
07	Coffee, tea, cocoa, spices, and manufactures thereof
-071.11	Coffee, not roasted, not decaffeinated
-071.13	Coffee husks and skins
-072.1	Cocoa beans, whole or broken, raw or roasted
-072.5	Cocoa shells, husks, skins and other cocoa waste
-074.12	Other green tea (not fermented), whether or not flavoured
-074.14	Other black tea (fermented) and other partly fermented tea, whether or not flavoured
-074.31	Maté
-075	Spices
081.3	Oilcake and other solid residues (except dregs), whether or not ground or in the form of pellets, resulting from the extraction of fats or oils from oilseeds, oleaginous fruits and germs of cereals
081.4	Flours, meals and pellets, of meat or meat offal, of fish or of crustaceans, molluscs or other aquatic invertebrates, unfit for human consumption; greaves
081.95	Dog or cat food, put up for retail sale
081.99	Preparations of a kind used for animal food, n.e.s.
09	Miscellaneous edible products and preparations
-098.92	Edible products of animal origin, n.e.s.
11	Beverages
122	Tobacco, manufactured (whether or not containing tobacco substitutes)
211	Hides and skins (except furskins), raw
-211.9	Hides and skins, n.e.s.; waste and used leather
223.9	Flours and meals of oil-seeds or oleaginous fruits (excluding mustard flour), non-defatted, partially defatted, or defatted and wholly or partially refatted with their original oils
263.2	Cotton linters
268.19	Wool, greasy (including fleece-washed wool)...other
291.96	Products of fish or crustaceans, molluscs or other aquatic invertebrates; dead animals of division 03, unfit for human consumption
41	Animal oils and fats
-411.34	Wool grease, crude
-411.35	Wool grease (other than crude) and fatty substances derived from wool grease (including lanolin)
42	Fixed vegetable fats and oils, crude, refined or fractionated
431.2	Animal or vegetable fats and oils and their fractions, partly or wholly hydrogenated, interesterified, re-esterified or elaidinized, whether or not refined, but not further prepared
431.33	Degras; residues resulting from the treatment of fatty substances or animal or vegetable waxes
431.41	Vegetable waxes
512.15	Undenatured ethyl alcohol of an alcoholic strength by volume of 80% or higher
512.16	Ethyl alcohol and other spirits, denatured, of any strength
592.1	Starches, inulin and wheat gluten
592.21	Casein
592.26	Dextrins and other modified starches

Manufacture of textiles, textile products, leather and leather products (17+18+19)

261.3	Raw silk (not thrown)
261.49	Other silk waste
263.4	Cotton, carded or combed
264.9	Other
265.12	Flax, raw or processed but not spun; flax tow and waste (including yarn waste and garnetted stock)broken, scutched, hackled or otherwise processed, but not spun
265.13	Flax, raw or processed but not spun; flax tow and waste (including yarn waste and garnetted stock)tow and waste (including yarn waste and garnetted stock)
265.29	True hemp (<i>Cannabis sativa</i> L.), raw or processed but not spun; tow and waste of true hemp (including yarn waste and garnetted stock)...other

265.49	Sisal and other textile fibres of the genus <i>Agave</i> , raw or processed but not spun; tow and waste of these fibres (including yarn waste and garnetted stock)...other
265.59	Abaca (<i>Manila hemp</i> or <i>Musa textilis</i> Née), raw or processed but not spun; tow, noils and waste of abaca (including yarn waste and garnetted stock)...other
265.79	Coconut fibres (coir); tow, noils and waste of these fibres (including yarn waste and garnetted stock)...other
265.89	Vegetable textile fibres, n.e.s., raw or processed but not spun; tow, noils and waste of these fibres (including yarn waste and garnetted stock)...other
266.7	Synthetic staple fibres, carded, combed or otherwise processed for spinning
267.13	Artificial staple fibres, carded, combed or otherwise processed for spinning
268.2	Other wool, not carded or combed
268.63	Noils of wool or of fine animal hair, not garnetted
268.7	Wool and fine or coarse animal hair, carded or combed (including combed wool in fragments)
411.34	Wool grease, crude
411.35	Wool grease (other than crude) and fatty substances derived from wool grease (including lanolin)
61	Leather, leather manufactures, n.e.s., and dressed furskins
65	Textile yarn, fabrics, made-up articles, n.e.s., and related products
-651.5	Synthetic filament yarn (other than sewing thread), textured, not put up for retail sale, including monofilament of less than 67 decitex
-651.62	High tenacity yarn of nylon or other polyamides or of polyesters, not put up for retail sale
-651.63	Other yarn, single, untwisted or with a twist not exceeding 50 turns per metre, not put up for retail sale
-651.64	Other yarn, single, with a twist exceeding 50 turns per metre, not put up for retail sale
-651.72	Textured artificial filament yarn, not put up for retail sale
-651.73	High tenacity yarn of viscose rayon, not put up for retail sale
-651.74	Other yarn, single, of viscose rayon, untwisted or with a twist not exceeding 120 turns per metre, not put up for retail sale
-651.75	Other artificial filament yarn, single
-651.77	Artificial monofilament of 67 decitex or more and of which no cross-sectional dimension exceeds 1 mm; strip and the like (e.g., artificial straw) of artificial textile materials of an apparent width not exceeding 5 mm
-651.88	Synthetic monofilament of 67 decitex or more and of which no cross-sectional dimension exceeds 1 mm; strip and the like (e.g., artificial straw) of synthetic textile materials of an apparent width not exceeding 5 mm
-651.95	Slivers, rovings, yarn and chopped strands, of glass fibres
-657.35	Textile wall coverings
-659.1	Linoleum and similar floor coverings
821.27	Sleeping-bags
821.29	Other articles of bedding
83	Travel goods, handbags and similar containers
84	Articles of apparel and clothing accessories
-848.2	Articles of apparel and clothing accessories (including gloves), for all purposes, of plastics or of vulcanized rubber (other than hard rubber)
-848.44	Safety headgear, whether or not lined or trimmed
-848.45	Headgear, n.e.s., of rubber or plastics, whether or not lined or trimmed
85	Footwear
885.93	Watch-straps, watchbands and watch bracelets, and parts thereof, of material other than metal
899.96	Parachutes (including dirigible parachutes) and rotochutes; parts thereof and accessories thereto

Manufacture of wood and wood products (20)

244.02	Cork, natural, debarked or roughly squared, or in rectangular blocks, plates, sheets or strip (including sharp-edged blanks for corks and stoppers)
244.04	Waste cork; crushed, granulated or ground cork
246.1	Wood in chips or particles
247.3	Wood in the rough (whether or not stripped of bark or sapwood) or roughly squared, treated with paint, stains or other preservatives

248	Wood, simply worked, and railway sleepers of wood
63	Cork and wood manufactures (excluding furniture)
-634.91	Hoopwood; split poles; piles, pickets and stakes of wood, pointed but not sawn lengthwise; wooden sticks, roughly trimmed but not turned, bent or otherwise worked, suitable for the manufacture of walking-sticks, umbrellas, tool handles or the like; chipwood and the like
899.7	Basketware, wickerwork and other articles of plaiting materials, n.e.s.; brooms, brushes, paint rollers, squeegees and mops
-899.72	Brooms, brushes (including brushes constituting parts of machines, appliances or vehicles), hand-operated mechanical floor sweepers, not motorized, mops and feather dusters; prepared knots and tufts for broom or brush making; paint pads and rollers; squeegees (other than roller squeegees)

Manufacture of pulp, paper and paper products; publishing and printing (21+22)

25	Pulp and waste paper
-251.1	Waste and scrap of paper or paperboard
64	Paper, paperboard and articles of paper pulp, of paper or of paperboard
657.35	Textile wall coverings
659.11	Floor coverings on a base of paper or of paperboard, whether or not cut to size
726.35	Printing type, blocks, plates, cylinders and other printing components; blocks, plates, cylinders and lithographic stones, prepared for printing purposes (e.g., planed, grained or polished)
892	Printed matter
-892.82	Plans and drawings for architectural, engineering, industrial, commercial, topographical or similar purposes, being originals drawn by hand; handwritten texts; photographic reproductions on sensitized paper and carbon copies of the foregoing
898.6	Magnetic tapes, recorded
898.7	Records and other recorded media (excluding magnetic tapes) for sound or other similarly recorded phenomena (including matrices and masters for the production of records, but excluding products of group 883)

Manufacture of coke, refined petroleum products and nuclear fuel (23)

325	Coke and semi-coke (including char) of coal, of lignite or of peat, whether or not agglomerated; retort carbon
334.11	Motor spirit (gasoline), including aviation spirit
335.1	Petroleum jelly; paraffin wax, microcrystalline petroleum wax, slack wax, ozokerite, lignite wax, peat wax, other mineral waxes, and similar products obtained by synthesis or by other processes, whether or not coloured
335.21	Tar distilled from coal, from lignite or from peat, and other mineral tars, whether or not dehydrated or partially distilled (including reconstituted tars)
335.41	Petroleum bitumen and other residues of petroleum oils or of oils obtained from bituminous minerals
335.42	Petroleum coke
342	Liquefied propane and butane
344	Petroleum gases and other gaseous hydrocarbons, n.e.s.
525.1	Radioactive chemical elements and radioactive isotopes (including the fissile or fertile chemical elements and isotopes) and their compounds; mixtures and residues containing these products
-525.17	Spent (irradiated) fuel elements (cartridges) of nuclear reactors
718.77	Fuel elements (cartridges), non-irradiated

Manufacture of chemicals and chemical products (24)

232.1	Synthetic rubber and factice derived from oils, in primary forms or in plates, sheets or strip; mixtures of any product of group 231 with any product of this subgroup, in primary forms or in plates, sheets or strip
245.02	Wood charcoal (including shell or nut charcoal), whether or not agglomerated
266.5	Synthetic staple fibres, not carded, combed or otherwise processed for spinning
266.6	Synthetic filament tow
267.11	Artificial staple fibres, not carded, combed or otherwise processed for spinning

267.12	Artificial filament tow
272.1	Animal or vegetable fertilizers, whether or not mixed together or chemically treated; fertilizers produced by the mixing or chemical treatment of animal or vegetable products
272.2	Sodium nitrate
274.19	Other
281.4	Roasted iron pyrites (pyrites cinders), whether or not agglomerated
335.2	Mineral tars and products of their distillation (including similar products obtained by processing petroleum or by any other process)
-335.21	Tar distilled from coal, from lignite or from peat, and other mineral tars, whether or not dehydrated or partially distilled (including reconstituted tars)
335.3	Pitch and pitch coke, obtained from coal tar or from other mineral tars
431.1	Fats and oils and their fractions, animal or vegetable, boiled, oxidized, dehydrated, sulphurized, blown, polymerized by heat in vacuum or in inert gas or otherwise chemically modified (excluding those of subgroup 431.2); inedible mixtures or preparations of animal or vegetable fats or oils, or of fractions of different such fats or oils, n.e.s.
431.31	Fatty acids; acid oils from refining
5	Chemicals and related products, n.e.s.
-512.15	Undenatured ethyl alcohol of an alcoholic strength by volume of 80% or higher
-512.16	Ethyl alcohol and other spirits, denatured, of any strength
-522.67	Artificial corundum, whether or not chemically defined
-525.1	Radioactive chemical elements and radioactive isotopes (including the fissile or fertile chemical elements and isotopes) and their compounds; mixtures and residues containing these products
-579	Waste, parings and scrap, of plastics
-58	Plastics in non-primary forms
-592.1	Starches, inulin and wheat gluten
-592.21	Casein
-592.26	Dextrins and other modified starches
-598.12	Residual lyes from the manufacture of wood pulp, whether or not concentrated, desugared or chemically treated (including lignin sulphonates, but excluding tall oil)
-598.61	Artificial graphite; colloidal or semi-colloidal graphite; preparations based on graphite or other carbon in the form of pastes, blocks, plates or other semi-manufactures
-598.98	Non-refractory mortars and concretes
651.5	Synthetic filament yarn (other than sewing thread), textured, not put up for retail sale, including monofilament of less than 67 decitex
651.62	High tenacity yarn of nylon or other polyamides or of polyesters, not put up for retail sale
651.63	Other yarn, single, untwisted or with a twist not exceeding 50 turns per metre, not put up for retail sale
651.64	Other yarn, single, with a twist exceeding 50 turns per metre, not put up for retail sale
651.7	Artificial filament yarn (other than sewing thread); artificial monofilament, n.e.s.; strip and the like of artificial textile materials, n.e.s.
-651.71	Yarn of artificial filaments (other than sewing thread), put up for retail sale
-651.76	Other artificial filament yarn (other than sewing thread), multiple (folded) or cabled, put up for retail sale
651.88	Synthetic monofilament of 67 decitex or more and of which no cross-sectional dimension exceeds 1 mm; strip and the like (e.g., artificial straw) of synthetic textile materials of an apparent width not exceeding 5 mm
667.41	Piezoelectric quartz
667.42	Synthetic or reconstructed precious or semiprecious stones, other than piezoelectric quartz, unworked or simply sawn or roughly shaped
882	Photographic and cinematographic supplies
-882.5	Photographic plates, film, paper, paperboard and textiles, exposed but not developed
-882.6	Photographic plates and film, exposed and developed, other than cinematographic film
895.91	Writing or drawing ink and other inks (except printing ink), whether or not concentrated or solid
898.4	Magnetic tapes for sound recording or similar recording of other phenomena
898.5	Other prepared unrecorded media for sound recording or similar recording of other phenomena (excluding products of group 883)

Manufacture of rubber and plastics products (25)

SITC Code	Description
232.21	Reclaimed rubber in primary forms or in plates, sheets or strip
58	Plastics in non-primary forms
62	Rubber manufactures, n.e.s.
-625.93	Used pneumatic tyre
657.33	Rubberized textile fabrics, other than those of heading 657.93
773.28	Insulating fittings for electrical machines, appliances or equipment, being fittings wholly of plastic materials apart from any minor components of metal incorporated during moulding solely for purposes of assembly (but not including insulators of heading 773.24)
813.92	Parts, n.e.s., of the goods of subgroup 813.1 and heading 813.2....of plastics
848.2	Articles of apparel and clothing accessories (including gloves), for all purposes, of plastics or of vulcanized rubber (other than hard rubber)
848.44	Safety headgear, whether or not lined or trimmed
848.45	Headgear, n.e.s., of rubber or plastics, whether or not lined or trimmed
893	Articles, n.e.s., of plastics

Manufacture of other non-metallic mineral products (26)

273.24	Plasters (consisting of calcined gypsum or calcium sulphate), whether or not coloured, with or without small quantities of accelerators or retarders (including plasters specially prepared for use in dentistry)
335.43	Bituminous mixtures based on natural asphalt, on natural bitumen, on petroleum bitumen, on mineral tar or on mineral tar pitch (e.g., bituminous mastics, cut-backs)
522.67	Artificial corundum, whether or not chemically defined
598.61	Artificial graphite; colloidal or semi-colloidal graphite; preparations based on graphite or other carbon in the form of pastes, blocks, plates or other semi-manufactures
598.98	Non-refractory mortars and concretes
651.95	Slivers, rovings, yarn and chopped strands, of glass fibres
654.6	Fabrics, woven, of glass fibres (including narrow fabrics)
66	Non-metallic mineral manufactures, n.e.s.
-667	Pearls and precious or semiprecious stones, unworked or worked
773.22	Electrical insulators of glass
773.23	Electrical insulators of ceramics
773.26	Insulating fittings for electrical machines, appliances or equipment, being fittings wholly of ceramic materials apart from any minor components of metal (e.g., threaded sockets) incorporated during moulding solely for purposes of assembly (but not including insulators of heading 773.23)
812.2	Ceramic sinks, wash-basins, wash-basin pedestals, baths, bidets, water-closet pans, flushing cisterns, urinals and similar sanitary fixtures
813.91	Parts, n.e.s., of the goods of subgroup 813.1 and heading 813.2....of glass

Manufacture of basic metals (27)

283.2	Copper mattes; cement copper (precipitated copper)
284.2	Nickel mattes, nickel oxide sinters and other intermediate products of nickel metallurgy
285.2	Alumina (aluminium oxide), other than artificial corundum
67	Iron and steel
68	Non-ferrous metals
699.8	Semi-manufactures and articles of cobalt, cadmium, titanium and zirconium, n.e.s.
699.9	Semi-manufactures and articles of tungsten (wolfram), molybdenum, tantalum, magnesium, and of other base metals, n.e.s.
971.01	Gold (including gold plated with platinum), non-monetary, unwrought or in semi-manufactured forms, or in powder form
971.02	Base metals or silver, clad with gold, not further worked than semi-manufactured

Manufacture of fabricated metal products, except machinery and equipment (28)

69	Manufactures of metals, n.e.s.
-697.3	Cooking or heating apparatus of a kind used for domestic purposes, non-electric, and parts thereof, of iron, steel or copper
-699.8	Semi-manufactures and articles of cobalt, cadmium, titanium and zirconium, n.e.s.
-699.9	Semi-manufactures and articles of tungsten (wolfram), molybdenum, tantalum, magnesium, and of other base metals, n.e.s.
711	Steam or other vapour-generating boilers, superheated water boilers, and auxiliary plant for use therewith; parts thereof
718.71	Nuclear reactors
718.78	Parts of nuclear reactors
749.91	Ships' or boats' propellers and blades therefor
811	Prefabricated buildings
812.11	Radiators, and parts thereof
891.13	Swords, cutlasses, bayonets, lances and similar arms, and parts thereof and scabbards and sheaths therefor
895.1	Office and stationery supplies, of base metal

Manufacture of machinery and equipment n.e.c. (29)

697.3	Cooking or heating apparatus of a kind used for domestic purposes, non-electric, and parts thereof, of iron, steel or copper
712	Steam turbines and other vapour turbines, and parts thereof, n.e.s.
713.3	Internal combustion piston engines, marine propulsion
713.8	Internal combustion piston engines, n.e.s.
714.89	Other gas turbines
714.99	Parts for the gas turbines of heading 714.89
718.1	Hydraulic turbines and water-wheels, and parts thereof
718.9	Engines and motors, n.e.s. (e.g., wind engines and hot air engines); parts of these engines and motors and of the reaction engines of heading 714.49
72	Machinery specialized for particular industries
-726.35	Printing type, blocks, plates, cylinders and other printing components; blocks, plates, cylinders and lithographic stones, prepared for printing purposes (e.g., planed, grained or polished)
-726.55	Offset printing machinery....sheet-fed, office-type (sheet size not exceeding 22 x 36 cm)
73	Metalworking machinery
74	General industrial machinery and equipment, n.e.s., and machine parts, n.e.s.
-741.83	Medical, surgical or laboratory sterilizers
-745.21	Dishwashing machines (other than household-type)
-749.91	Ships' or boats' propellers and blades therefor
775	Household-type electrical and non-electrical equipment, n.e.s.
778.4	Electromechanical tools for working in the hand, with self-contained electric motor; parts thereof
786.21	Self-loading or self-unloading trailers and semi-trailers for agricultural purposes
812.1	Boilers (other than those of group 711) and radiators, for central heating, not electrically heated, and parts thereof, of iron or steel; air heaters and hot-air distributors (including distributors which can also distribute fresh or conditioned air), not electrically heated, incorporating a motor-driven fan or blower, and parts thereof, of iron or steel
-812.11	Radiators, and parts thereof
891	Arms and ammunition
-891.13	Swords, cutlasses, bayonets, lances and similar arms, and parts thereof and scabbards and sheaths therefor

Manufacture of office, accounting and computing machinery (30)

726.55	Offset printing machinery....sheet-fed, office-type (sheet size not exceeding 22 x 36 cm)
75	Office machines and automatic data-processing machines

Manufacture of electrical machinery and apparatus n.e.c. (31)

716	Rotating electric plant, and parts thereof, n.e.s.
745.21	Dishwashing machines (other than household-type)
771	Electric power machinery (other than rotating electric plant of group 716), and parts thereof
772	Electrical apparatus for switching or protecting electrical circuits or for making connections to or in electrical circuits (e.g., switches, relays, fuses, lightning arresters, voltage limiters, surge suppressors, plugs and sockets, lamp-holders and junction boxes); electrical resistors (including rheostats and potentiometers), other than heating resistors; printed circuits; boards, panels (including numerical control panels), consoles, desks, cabinets and other bases, equipped with two or more apparatus for switching, protecting or for making connections to or in electrical circuits, for electric control or the distribution of electricity (excluding switching apparatus of subgroup 764.1)
-772.2	Printed circuits
-772.3	Electrical resistors (including rheostats and potentiometers), other than heating resistors; parts thereof
773.1	Insulated (including enamelled or anodized) wire, cable (including co-axial cable) and other insulated electric conductors, whether or not fitted with connectors; optical fibre cables made up of individually sheathed fibres, whether or not assembled with electric conductors or fitted with connectors
773.24	Electrical insulators of materials other than glass or ceramics
773.29	Insulating fittings for electrical machines, appliances or equipment, being fittings wholly of materials other than ceramics or plastics apart from any minor components of metal incorporated during moulding solely for purposes of assembly (but not including insulators of heading 773.22, or 773.24; electrical conduit tubing and joints therefor, of base metal lined with insulating material
778	Electrical machinery and apparatus, n.e.s.
-778.4	Electromechanical tools for working in the hand, with self-contained electric motor; parts thereof
-778.6	Electrical capacitors, fixed, variable or adjustable (pre-set)
813	Lighting fixtures and fittings, n.e.s.
-813.91	Parts, n.e.s., of the goods of subgroup 813.1 and heading 813.2....of glass
-813.92	Parts, n.e.s., of the goods of subgroup 813.1 and heading 813.2....of plastics
881.12	Flash bulbs, flash-cubes and the like
898.41	Magnetic tapes for sound recording or similar recording of other phenomena...of a width not exceeding 4 mm

Manufacture of radio, television and communication equipment and apparatus (32)

76	Telecommunications and sound-recording and reproducing apparatus and equipment
-764.83	Radar apparatus, radio navigational aid apparatus and radio remote control apparatus
772.2	Printed circuits
772.3	Electrical resistors (including rheostats and potentiometers), other than heating resistors; parts thereof
776	Thermionic, cold cathode or photo-cathode valves and tubes (e.g., vacuum or vapour or gas-filled valves and tubes, mercury arc rectifying valves and tubes, cathode-ray tubes, television camera tubes); diodes, transistors and similar semiconductor devices; photosensitive semi-conductor devices; light emitting diodes; mounted piezo-electric crystals; electronic integrated circuits and microassemblies; and parts thereof
778.6	Electrical capacitors, fixed, variable or adjustable (pre-set)

Manufacture of medical, precision and optical instruments, watches and clocks (33)

741.83	Medical, surgical or laboratory sterilizers
764.83	Radar apparatus, radio navigational aid apparatus and radio remote control apparatus
774	Electrodiagnostic apparatus for medical, surgical, dental or veterinary purposes, and radiological apparatus
87	Professional, scientific and controlling instruments and apparatus, n.e.s.
-874.52	Instruments, apparatus or models, designed for demonstrational purposes (e.g., for education or exhibition), unsuitable for other uses

88	Photographic apparatus, equipment and supplies and optical goods, n.e.s.; watches and clocks
-881.12	Flash bulbs, flash-cubes and the like
-882	Photographic and cinematographic supplies
-883	Cinematographic film, exposed and developed, whether or not incorporating soundtrack or consisting only of soundtrack
-885.93	Watch-straps, watchbands and watch bracelets, and parts thereof, of material other than metal
899.6	Orthopaedic appliances (including crutches, surgical belts and trusses); splints and other fracture appliances; artificial parts of the body; hearing-aids and other appliances which are worn or carried or implanted in the body, to compensate for a defect or disability

Manufacture of motor vehicles, trailers and semi-trailers (34)

713.2	Internal combustion piston engines for propelling vehicles of division 78, group 722 and headings 744.14, 744.15 and 891.11
713.9	Parts, n.e.s., for the internal combustion piston engines of subgroups 713.2, 713.3 and 713.8
78	Road vehicles (including air-cushion vehicles)
-785	Motor cycles (including mopeds) and cycles, motorized and non-motorized; invalid carriages
-786.21	Self-loading or self-unloading trailers and semi-trailers for agricultural purposes
-786.85	Vehicles, not mechanically-propelled, n.e.s.

Manufacture of other transport equipment (35)

713.1	Internal combustion piston engines for aircraft, and parts thereof, n.e.s.
714	Engines and motors, non-electric (other than those of groups 712, 713 and 718); parts, n.e.s., of these engines and motors
-714.89	Other gas turbines
-714.99	Parts for the gas turbines of heading 714.89
785	Motor cycles (including mopeds) and cycles, motorized and non-motorized; invalid carriages
786.85	Vehicles, not mechanically-propelled, n.e.s.
79	Other transport equipment

Manufacture of furniture; manufacturing n.e.c. (36)

269	Worn clothing and other worn textile articles; rags
277.19	Industrial diamonds, sorted, whether or not worked...otherwise worked
277.21	Dust and powder of natural or synthetic precious or semiprecious stones
659.12	Linoleum, whether or not cut to shape; floor coverings consisting of a coating or covering applied on a textile backing, whether or not cut to shape
667.13	Cultured pearls, worked
667.29	Diamonds (other than sorted industrial diamonds), whether or not worked, but not mounted or set...otherwise worked, but not mounted or set
667.39	Precious stones (other than diamonds) and semiprecious stones, whether or not worked or graded but not strung, mounted or set; ungraded precious stones (other than diamonds) and semiprecious stones, temporarily strung for convenience of transport...otherwise worked
667.49	Synthetic or reconstructed precious or semiprecious stones, n.e.s.
82	Furniture, and parts thereof; bedding, mattresses, mattress supports, cushions and similar stuffed furnishings
-821.27	Sleeping-bags
-821.29	Other articles of bedding
874.52	Instruments, apparatus or models, designed for demonstrational purposes (e.g., for education or exhibition), unsuitable for other uses
894	Baby carriages, toys, games and sporting goods
-894.41	Lighting sets of a kind used for Christmas trees
895	Office and stationery supplies, n.e.s.
-895.1	Office and stationery supplies, of base metal
-895.91	Writing or drawing ink and other inks (except printing ink), whether or not concentrated or solid
897	Jewellery, goldsmiths' and silversmiths' wares, and other articles of precious or semiprecious materials, n.e.s.

898.1	Pianos and other string musical instruments
898.2	Musical instruments (other than pianos and other string musical instruments)
898.9	Parts and accessories of musical instruments (e.g., mechanisms for music boxes, perforated cards, discs and rolls for mechanical instruments); metronomes, tuning-forks and pitch-pipes of all kinds
899.1	Articles and manufactures of carving or moulding materials, n.e.s.
899.2	Artificial flowers, foliage and fruit, and parts thereof; articles made of artificial flowers, foliage or fruit
899.3	Candles; matches, pyrophoric alloys, articles of combustible materials; smokers' requisites
899.4	Umbrellas, sun umbrellas, walking-sticks, seat-sticks, whips, riding crops, and parts thereof
899.72	Brooms, brushes (including brushes constituting parts of machines, appliances or vehicles), hand-operated mechanical floor sweepers, not motorized, mops and feather dusters; prepared knots and tufts for broom or brush making; paint pads and rollers; squeegees (other than roller squeegees)
899.8	Smallwares and toilet articles, n.e.s.; sieves; tailors' dummies, etc.
899.9	Manufactured goods, n.e.s.
-899.96	Parachutes (including dirigible parachutes) and rotochutes; parts thereof and accessories thereto
961	Coin (other than gold coin), not being legal tender

(Sources) Author from the file of the Eurostat correspondence table from ISIC Rev. 3 to SITC Rev. 3 on the website of Eurostat. Descriptions of commodities are based on the file on the website of United Nations Statistics Division, supplemented by United Nations [1994].

(Notes)

1. The excluded items are shown with the minus sign (-).
2. The numbers following the name of industry are codes of ISIC Rev. 3.
3. Some SITC items are not included in the Eurostat correspondence table. See note 2 at the end of the text for details.
4. Three SITC items (898.41, 654.6, 657.33) belong to two different industries. See notes from 4 to 5 at the end of the text for details.